

A

© 2016 Totcards | visit www.totcards.com for more free printable flashcards

B

© 2016 Totcards | visit www.totcards.com for more free printable flashcards

C

D





G


© 2016 Totcards | visit www.totcards.com for more free printable flashcards

E

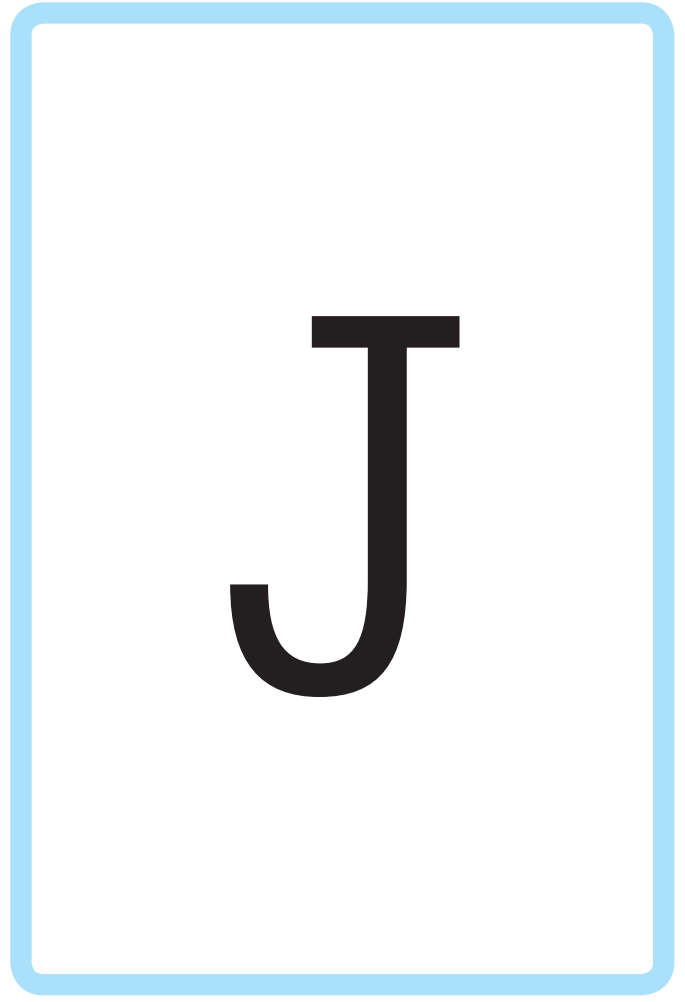
© 2016 Totcards | visit www.totcards.com for more free printable flashcards

H

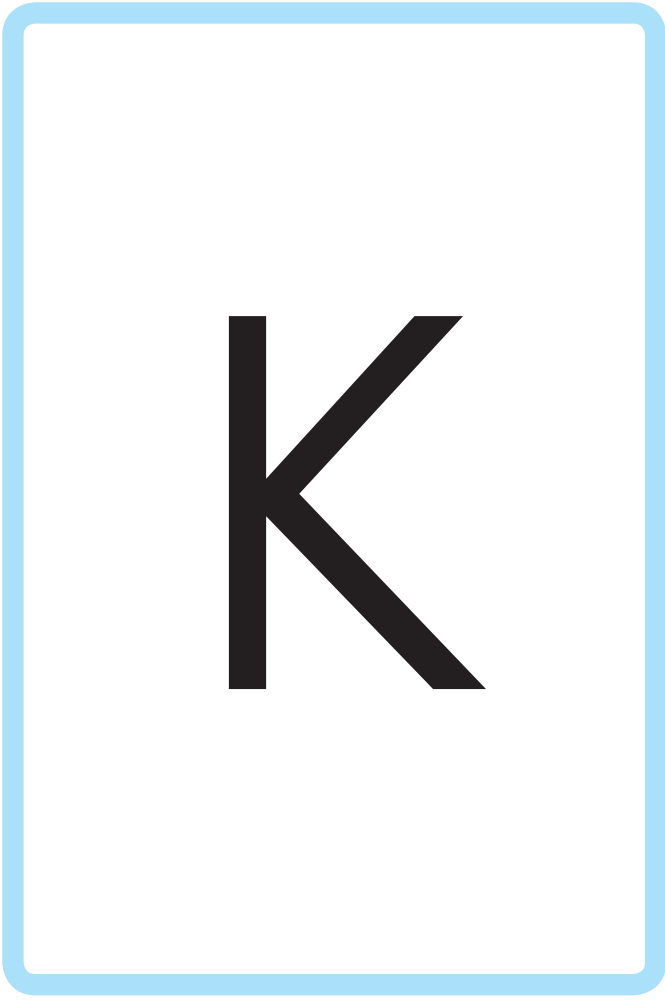
F




© 2016 Totcards | visit www.totcards.com for more free printable flashcards



© 2016 Totcards | visit www.totcards.com for more free printable flashcards



© 2016 Totcards | visit www.totcards.com for more free printable flashcards



© 2016 Totcards | visit www.totcards.com for more free printable flashcards



M

© 2016 Totcards | visit www.totcards.com for more free printable flashcards

N

© 2016 Totcards | visit www.totcards.com for more free printable flashcards

O

P



Q

© 2016 Totcards | visit www.totcards.com for more free printable flashcards

R

© 2016 Totcards | visit www.totcards.com for more free printable flashcards

S

T



U

© 2016 Totcards | visit www.totcards.com for more free printable flashcards

V



W

© 2016 Totcards | visit www.totcards.com for more free printable flashcards

X

Y

© 2016 Totcards | visit www.totcards.com for more free printable flashcards

Z



Liked these flashcards?

Now try the Totcards app

A smart flashcard app that provides fun, interactive and effective learning for children aged 1 to 6.

- Tailor the flashcards to suit the age and ability of your child
- Delightful animations with sound and voice
- A wide range of topics to choose from
- A range of fun activities and games that will keep your child coming back for more

visit www.totcards.com
for more information



A

B

C

D

E

F

G

H

I

J

K

L

M

N

O

P

Q

R

S

T

U

V

W

X

Y

Z

Alphabet flashcards (letters only)

visit www.totcards.com for more free printable flashcards

Make your own flashcard pouch

Keep your flashcards organised with this easy to make pouch

Step 1

Cut out the template around the grey dotted line

Step 2

Score along the pink dotted lines

Step 3

Fold the 2 side flaps back and glue or sellotape together

Step 4

Fold the bottom flap up and glue or sellotape

Step 5

Slot your flashcards in the pouch to keep them nice and tidy!



download more free flashcards at www.totcards.com

www.totcards.com



Alphabet

(Letters only)