

Mortimer Jordan High School

District: Jefferson County

Year:

Race/Ethnicity:

Subpopulation:

Gender:


2017-2018

All Race

All SubPopulation

All Gender

OVERALL SCORE - 2018



Grade: **B**

ACCOUNTABILITY INDICATORS - 2018

Academic Achievement - 20% Overall Score

73.65

Determined based on the percentage of proficient students in the areas of reading/English and math utilizing assessments in tested grades.

[Subpopulations](#)

Academic Growth - 25% Overall Score

97.07

Determined based on individual students who demonstrate growth in reading/English and math.

[Subpopulations](#)

Graduation Rate - 30% Overall Score

96

Determined based on the percentage of high school students who graduated within 4 years of first entering the 9th grade.

[Subpopulations](#)

College and Career Readiness - 10% Overall Score

86.53

Determined based on the percentage of students in the 4-Year Cohort who met at least one of the college- and career-ready indicators.

[Subpopulations](#)

Chronic Absenteeism - 10% Overall Score

24.68

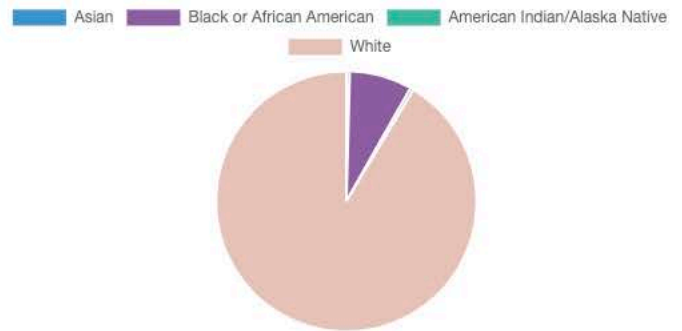
The percentage of students having 15 or more absences in a given school year. Points used in the final grade are based on the percentage of students not chronically absent.

[Subpopulations](#)

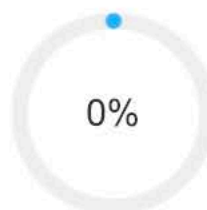
For other Report Card Data, click [HERE](#).

DEMOGRAPHICS - 2018

Student Demographics

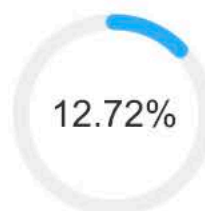


English Learners



0 Students

Students with Disabilities



93 Students

Economically Disadvantaged



215 Students

Homeless



1 Students

Migrant No Data

General Education Students



638 Students

English Learner First Year

No Data

Foster

No Data

Military Family

No Data